

DHC Trend Electric Tankless Water Heater

Engineer/Architect: _____ Date: _____

Job Name/Customer: _____ Phone: _____

Location: _____ Date Required: _____

Contractor: _____ Phone: _____

Water Heater Specifications	Item No.	Quantity	kW	Voltage	Amperage
Model # DHC Trend _____	_____	_____	_____	_____	_____

Applications

Commercial › Industrial › Institutional

- › Office Buildings
- › Stores
- › Malls
- › Warehouses
- › Restaurants
- › Gas Stations
- › Schools
- › Hotels / Motels
- › Commercial Condominiums
- › Manufacturing Facilities

Residential

- › Bathroom Sinks
- › Kitchen Sinks
- › Laundry Areas
- › Cabins / Cottages
- › Low Flow Showers

Specifications

Model	DHC 3/3.5-1 Trend	DHC 4/6-2 Trend		DHC 8/10-2 Trend		DHC 12/15-2 Trend	
Item no.	200060	200062		200063		200064	
Phase - 50/60 Hz	1						
Voltage	120 V	240 V	208 V	240 V	208 V	240 V	208 V
Wattage ¹ , jumper position 1 [low] / 2 [high]	3 kW / 3.5 kW	3.8 kW / 6 kW	2.9 kW / 4.5 kW	7.2 kW / 9.6 kW	5.4 kW / 7.2 kW	12 kW / 14.4 kW	9 kW / 10.8 kW
Amperage, jumper position 1 [low] / 2 [high]	25 A / 29.2 A	15.8 A / 25 A	13.9 A / 21.7 A	30 A / 40 A	26 A / 34.6 A	50 A / 60 A	43.3 A / 52 A
Min. recommended circuit breaker size ² , jumper position 1 [low] / 2 [high]	25 A / 30 A	20 A / 25 A	15 A / 25 A	30 A / 40 A	30 A / 35 A	50 A / 60 A	50 A / 60 A
Min. recommended AWG wire size ³ , jumper position 1 [low] / 2 [high]	10/2 / 10/2	12/2 / 10/2	14/2 / 10/2	10/2 / 8/2	10/2 / 8/2	8/2 / 6/2	8/2 / 6/2
Minimum water flow to activate unit	0.264 gpm (1.0 l/min)						
Weight	5.5 lb (2.5 kg)						
Dimensions	Height 14 ¹ / ₈ " (360 mm) x Width 8" (202 mm) x Depth 4 ⁵ / ₁₆ " (109 mm)						
Nominal water volume	0.07 gal (0.277 l)						
Max. permissible inlet temperature	149°F (65°C)						
Maximum permissible pressure	145 psi (10 bar)						
Water connections ³	1/2" NPT						

DHC 3/3.5-1 Trend and 4/6-2 Trend ship with pressure compensating flow-reducer/aerators that must be installed.

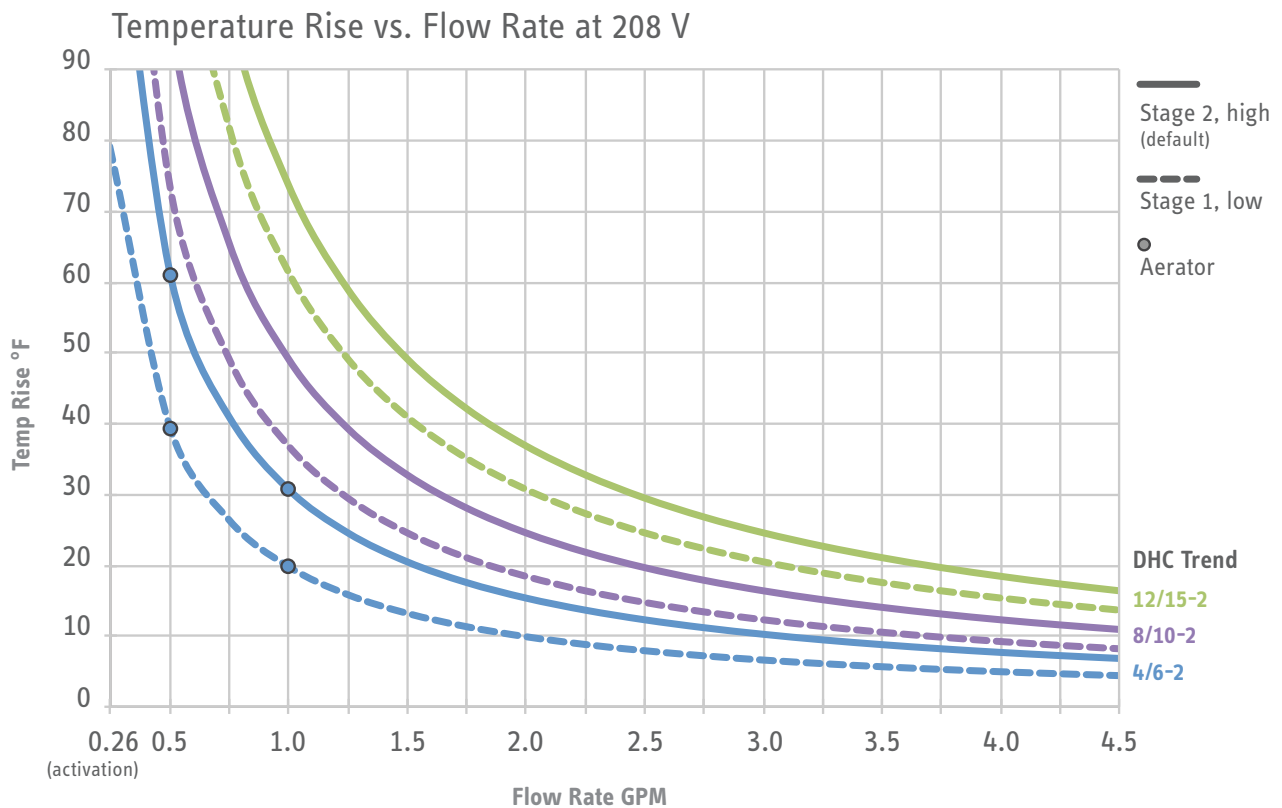
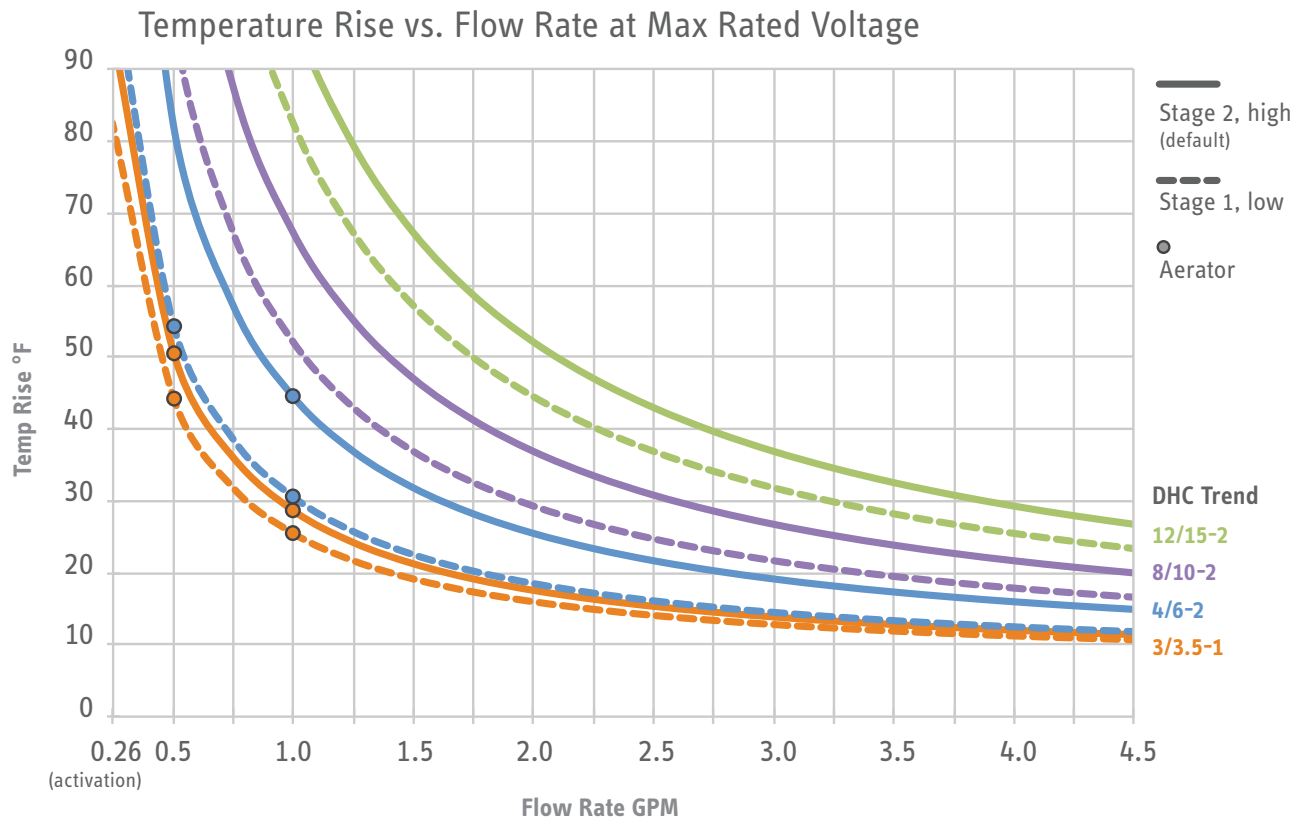
1 Factory default setting is jumper position 2 [high]

2 Overcurrent protection sized at 100% of load. Tankless water heaters are considered a non-continuous load. Use only GFCI Class A circuit breakers.

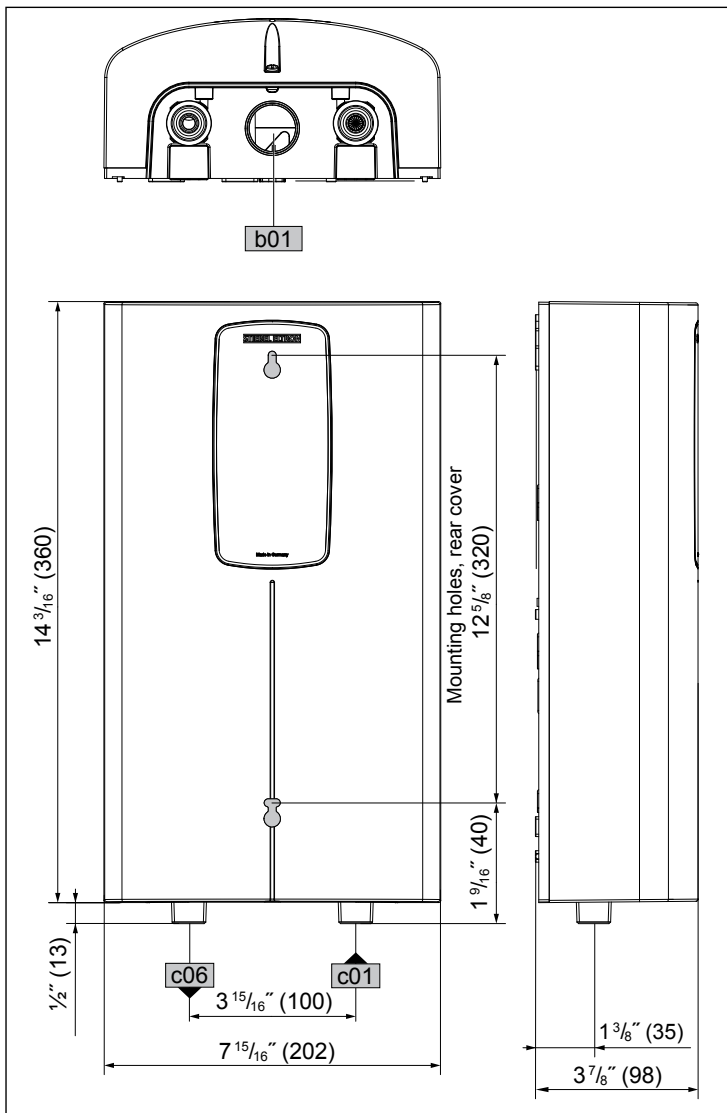
3 Copper conductors with a temperature rating of 75 °C or greater must be used. Conductors should be sized to maintain a voltage drop of less than 3% under load.

These are our recommendations. Check local codes for compliance if necessary.

Flow Rate



Dimensions



Certified to ANSI/UL Std. 499
Conforms to CAN/CSA Std. C22.2 No.64

ISO 9001
CERTIFIED



Tested and certified by WQA
against NSF/ANSI 372 for
lead free compliance.



Warranty

Additional terms and conditions apply. Please see complete warranty online for details.

Residential & commercial warranty: Subject to the terms and conditions set forth in this limited warranty, Stiebel Eltron, Inc. (the "Manufacturer") hereby warrants to the original purchaser (the "Owner") that each Tankless Electric Domestic Hot Water Heater (the "Heater") shall not (i) leak due to defects in the Manufacturer's materials or workmanship for a period of ten (10) years from the date of purchase or (ii) fail due to defects in the Manufacturer's materials or workmanship for a period of three (3) years from the date of purchase. As Owner's sole and exclusive remedy for breach of the above warranty, Manufacturer shall, at the Manufacturer's discretion, send replacement parts for local repair; retrieve the unit for factory repair, or replace the defective Heater with a replacement unit with comparable operating features. Manufacturer's maximum liability under all circumstances shall be limited to the Owner's purchase price for the Heater.